

## Executive Dashboards - Demographics - Housing and Income

Provides housing and income data for the current year for the selected trade area. The variables for Tenure and Structure Type will always be present. The variables shown for Age of Housing will dynamically show the top variable based on an index ranking with minimum 5% composition.

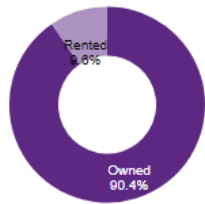
### Demographics | Housing & Income



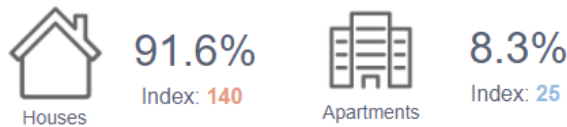
Trade Area: Whitchurch-Stouffville (CSD)

Population: 45,683 | Households: 15,235

#### TENURE



#### STRUCTURE TYPE



#### AGE OF HOUSING\*

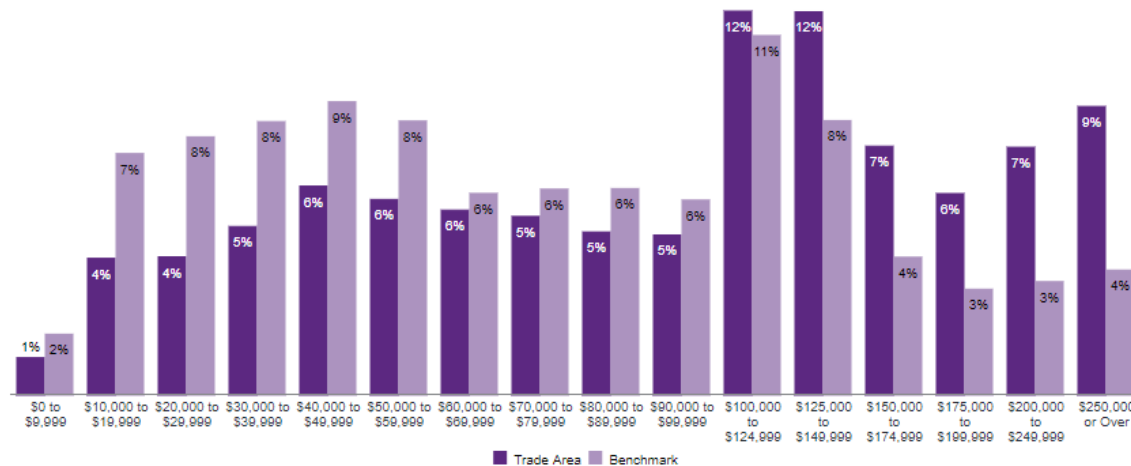
**6 - 11 Years Old**  
% Comp: 33.0 Index: 426

The Age of Housing indicates that 33% of housing in Whitchurch-Stouffville is between 6 and 11 years old. With an index value of 426, this is 326% higher than the average for the benchmark of Canada.

#### AVERAGE HOUSEHOLD INCOME



#### HOUSEHOLD INCOME DISTRIBUTION



The Average Household Income of the trade area is shown with an Index value.

The Household Income Distribution bar chart shows the income distribution for the trade area across every income range available in DemoStats versus the benchmark.

Benchmark: Canada

Copyright © 2018 by Environics Analytics (EA). Source: DemoStats 2017, Environics Research, Vividata, Numeris RTS Fall 2017, Homescan 2017, PRIZM5, HouseholdSpend 2017, FoodSpend 2017, WealthScapes 2017.

\*Chosen from index ranking with minimum 5% composition

