

Executive Dashboards - Demographics - Housing and Household Composition

Provides housing and household composition data for the current year for the selected Trade Area. The variables for Median Age of Householder, Presence of Children, Household Type, and Housing Tenure will always be present. The variables for Age of Housing will dynamically show the top variable based on the percent composition ranking.

Pop-Facts® Demographics | Housing & Household

ENVIRONICS ANALYTICS

Trade Area: New York

Population: 8,316,548 | Households: 3,185,938

The **Trade Area**, along with the **Population** and **Households** within the Trade Area are indicated at the top of the report.

MEDIAN AGE OF HOUSEHOLDER

51

Index: 96

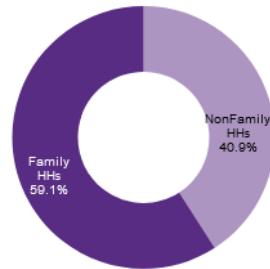
PRESENCE OF CHILDREN*



30.7%

Index: 91

HOUSEHOLD TYPE



HOUSING TENURE



30.6%

Index: 47



69.4%

Index: 199

AGE OF HOUSING**

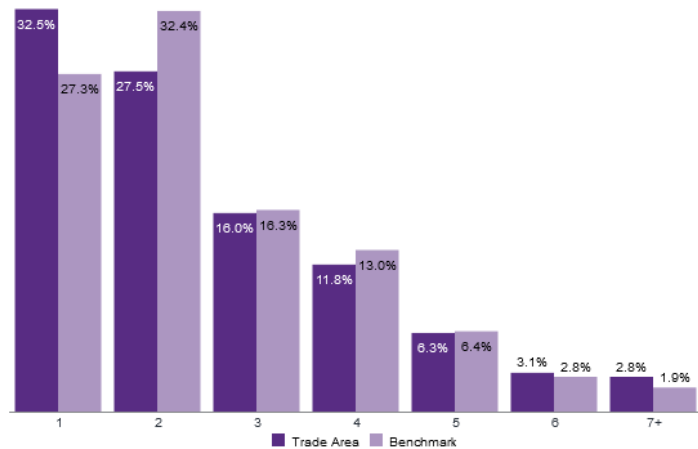


79+ years old

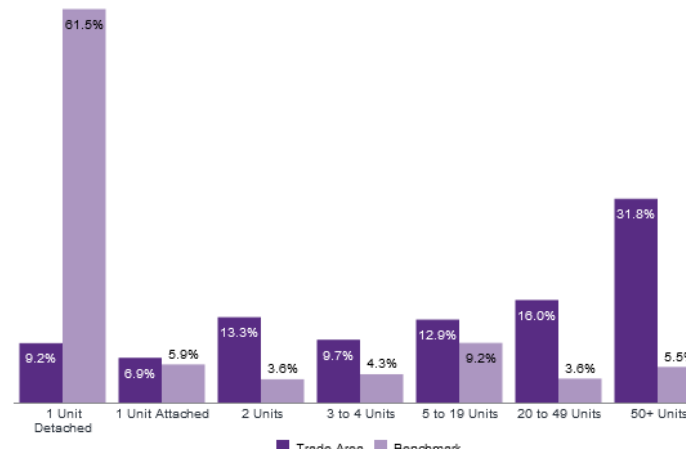
% Comp: 38.7 Index: 329

The Age of Housing indicates that **38.7%** of the population in the New York Trade Area reside in dwellings that are 79 years of age or older. With an Index value of **329**, the population in the New York Trade Area is 229% higher than average compared to the Benchmark of the United States.

HOUSEHOLD SIZE



HOUSING UNITS IN STRUCTURE



The Household Size bar chart shows the percent composition of the number of people in the household for both the Trade Area and Benchmark.

The Housing Units in Structure bar chart shows the percent composition of the number of units in the structure for both the Trade Area and Benchmark.

Benchmark: United States

*Uses the variable "Households with people under age 18"
**Chosen from percent composition ranking

The **Benchmark** is indicated at the bottom of the report.

Copyright © 2021 by Environics Analytics (EA). Source: ©Claritas, LLC 2021.

Index Colors: <80 80 - 110 110+